

EL. = 251.00'  
h-h = 2.50'  
EL. = 241.00'  
h-h = 2.76'

EL. = 222.00'  
h-h = 3.25'

EL. = 203.00'  
h-h = 3.75'

EL. = 190.00'  
h-h = 4.00'

EL. = 171.00'  
h-h = 6.00'

EL. = 152.00'  
h-h = 8.00'

EL. = 133.00'  
h-h = 10.00'

EL. = 114.00'  
h-h = 12.00'

EL. = 95.00'  
h-h = 14.00'

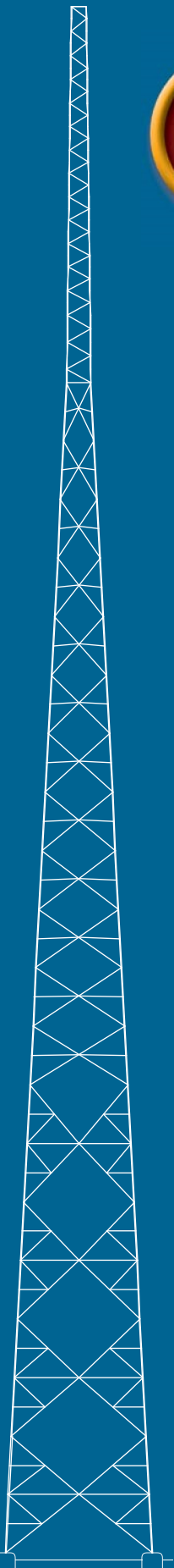
EL. = 76.00'  
h-h = 16.00'

EL. = 57.00'  
h-h = 18.00'

EL. = 38.00'  
h-h = 20.00'

EL. = 19.00'  
h-h = 22.00'

EL. = 0'  
h-h = 24.00'



- .. CSA compliant
- .. Ships directly from Trylon
- .. Ship knocked-down (unassembled) in 19' sections
- .. Max face width: 24 feet
- .. P.Eng. stamp available

# Tower Comparison

Trylon introduces a **new** member to the Stocked Product family and his name is MAX...

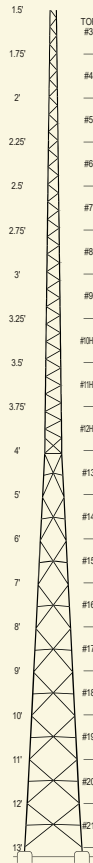
## SuperTitan MAX

Total Height: 96'  
Total Load: 15 sq ft\*



(\*70 mph Survival Wind Speed & 0" ice)

Total Height: 190'  
Total Load: 10 sq ft\*



(\*350 Pa CSA S37-01 & 25 mm ice)

**MAX Height: 251'**  
**MAX Load: 92 sq ft\***

EL. = 251.00'  
h-h = 2.50'

EL. = 241.00'  
h-h = 2.76'

EL. = 222.00'  
h-h = 3.25'

EL. = 203.00'  
h-h = 3.75'

EL. = 190.00'  
h-h = 4.00'

EL. = 171.00'  
h-h = 6.00'

EL. = 152.00'  
h-h = 8.00'

EL. = 133.00'  
h-h = 10.00'

EL. = 114.00'  
h-h = 12.00'

EL. = 95.00'  
h-h = 14.00'

EL. = 76.00'  
h-h = 16.00'

EL. = 57.00'  
h-h = 18.00'

EL. = 38.00'  
h-h = 20.00'

EL. = 19.00'  
h-h = 22.00'

EL. = 0'  
h-h = 24.00'

(\*350 Pa CSA S37-01 & 25 mm ice)



- Survival tower
- Stocked and sold through distribution
- Ship assembled in 8' sections
- Max face width: 45 inches
- P.E. stamp **not** available
- Model shown: 96' T200

- TIA/EIA 222 F and G compliant
- Stocked and sold through distribution
- Ship knocked-down (unassembled) in 10' sections
- Max face width: 13 feet
- P.E. stamp available
- Model shown: 190' S310

- TIA/EIA 222 F and G compliant
- Ships directly from Trylon
- Ship knocked-down (unassembled) in 19' sections
- Max face width: 24 feet
- P.E. stamp available
- Model shown: 251' M300

# Tower Profile



EL. = 288.33'  
h-h = 1.50'  
EL. = 278.83'  
h-h = 1.75'

EL. = 259.83'  
h-h = 2.25'

EL. = 240.83'  
h-h = 2.75'

EL. = 221.83'  
h-h = 3.25'

EL. = 202.83'  
h-h = 3.75'

EL. = 190.00'  
h-h = 4.00'

EL. = 171.00'  
h-h = 6.00'

EL. = 152.00'  
h-h = 8.00'

EL. = 133.00'  
h-h = 10.00'

EL. = 114.00'  
h-h = 12.00'

EL. = 95.00'  
h-h = 14.00'

EL. = 76.00'  
h-h = 16.00'

EL. = 57.00'  
h-h = 18.00'

EL. = 38.00'  
h-h = 20.00'

EL. = 19.00'  
h-h = 22.00'

EL. = 0'  
h-h = 24.00'

EL. = 288.33'  
h-h = 1.50'  
EL. = 278.83'  
h-h = 1.75'  
EL. = 269.33'  
h-h = 2.00'  
EL. = 259.83'  
h-h = 2.25'  
EL. = 250.33'  
h-h = 2.50'  
EL. = 240.83'  
h-h = 2.75'  
EL. = 231.33'  
h-h = 3.00'  
EL. = 221.83'  
h-h = 3.25'  
EL. = 212.33'  
h-h = 3.50'  
EL. = 202.83'  
h-h = 3.75'

HALF SECTIONS  
DESIGNATED M\*10

## SECTION DESIGNATION

M110

M200

M210

M300

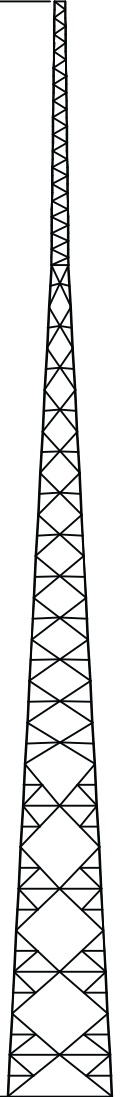

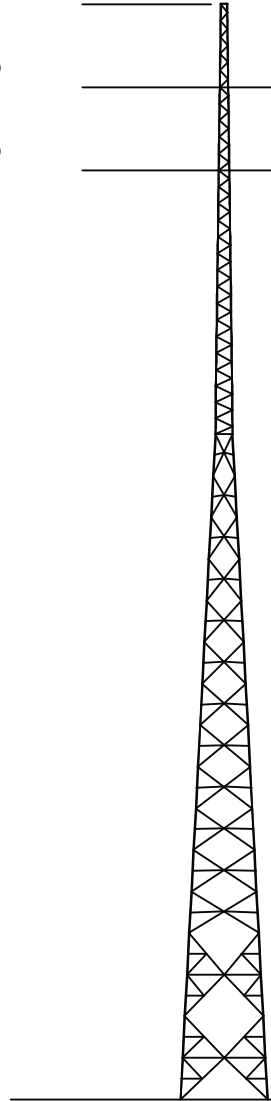
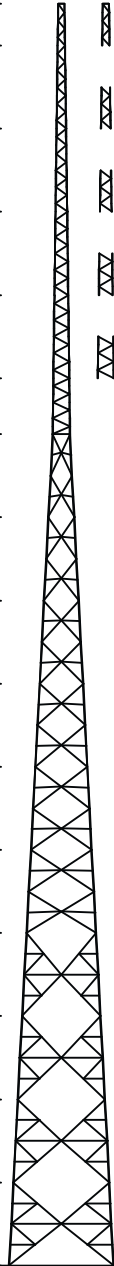
M310

M400

M410

M500

M510







COMPLETE TOWER

COMPLETE SECTIONS  
DESIGNATED M\*00

251-ft M110 - 24 ft<sup>2</sup>  
350 Pa, 25mm Ice  
CSA S37-01

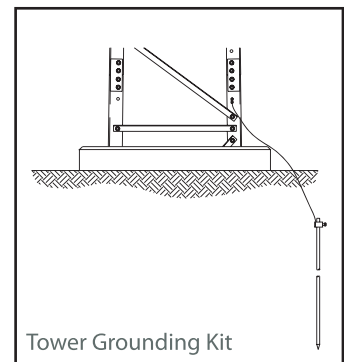
251-ft M210 - 54 ft<sup>2</sup>  
350 Pa, 25mm Ice  
CSA S37-01

251-ft M310 - 92 ft<sup>2</sup>  
350 Pa, 25mm Ice  
CSA S37-01

Model Designation:	M210	M310	M410	M510			
Part Number:	5.630.0210.099	5.630.0310.099	5.630.0410.099	5.630.0510.099			
	 #2 #3 #4 #5 #6 #7	 #3 #4 #5 #6 #7 #8	 #4 #5 #6 #7 #8 #9	 #5 #6 #7 #8 #9 #10			
Suggested List Price	<b>\$15,750</b>	<b>\$18,087</b>	<b>\$20,373</b>	<b>\$23,175</b>			
Shipping Dimensions (L"xW"xH")	2 Bundles: 19'X10"x6" 2 Bundles: 19'x12"x8" 3 Bundles: 19'x15"x8" 1 Crate: 62"x20"x15"	2 Bundles: 19'X10"x6" 2 Bundles: 19'x12"x8" 3 Bundles: 19'x15"x8" 1 Crate: 62"x20"x15"	2 Bundles: 19'X10"x6" 2 Bundles: 19'x12"x8" 3 Bundles: 19'x15"x8" 1 Crate: 62"x20"x15"	2 Bundles: 19'X10"x6" 2 Bundles: 19'x12"x8" 3 Bundles: 19'x15"x8" 1 Crate: 62"x20"x15"			
Shipping Weight (lbs)	4,600	7,900	9,000	1,040			

\*Assumptions: Projected areas (PA) shown are bare; a 1.5 multiplier used for iced area; loads centrally located and balanced at tower top; considers step-pegs, safety cable, and one 1/2" tx line per 10 sq.ft.; "-" indicates tower failure.  
 \*Round antennas include omnis, dipoles, dishes with radomes, etc. Antennas where wind hits a round surface. Flat Antennas include flat panels, dishes without radomes and cameras, where wind hits a flat surface.

## Common Accessories

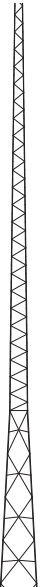
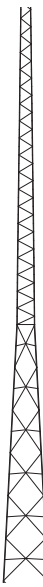





Accessory:	M210	M310	M410	M510			
<b>Cable Safety Climb Kits</b> <i>no slider</i>	4.99.0101.001 <b>\$459.00</b>	4.99.0101.001 <b>\$459.00</b>	4.99.0101.001 <b>\$459.00</b>	4.99.0101.001 <b>\$459.00</b>			
<b>Step-Bolt Kit</b> <i>leg mounted</i>	4.630.S210.099 <b>\$2,402.00</b>	4.630.S310.099 <b>\$2,458.00</b>	4.630.S410.099 <b>\$2,508.00</b>	4.630.S510.099 <b>\$2,560.00</b>			
<b>Anti-Climb Shield Kits</b>	4.630.0001.213 <b>\$1,673.00</b>	4.630.0001.213 <b>\$1,673.00</b>	4.630.0001.213 <b>\$1,673.00</b>	4.630.0001.213 <b>\$1,673.00</b>			
<b>Tower Grounding Kit</b> <i>basic, three leg</i>	4.91.0103.003 <b>\$1,296.00</b>	4.91.0103.003 <b>\$1,296.00</b>	4.91.0103.003 <b>\$1,296.00</b>	4.91.0103.003 <b>\$1,296.00</b>			



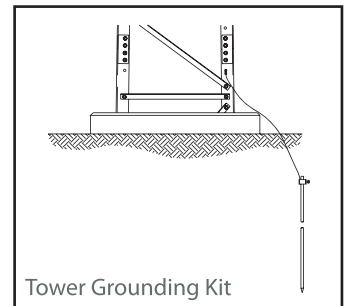

# 108' Towers



Model Designation:	M200	M300	M400	M500	M600		
Part Number:					5.630.0619.108		
	 #2 #3 #4 #5 #6 #7 #8	 #3 #4 #5 #6 #7 #8 #9	 #4 #5 #6 #7 #8 #9 #10	 #5 #6 #7 #8 #9 #10 #11	 #6 #7 #8 #9 #10 #11 #12		
Suggested List Price	N/A	N/A	N/A	N/A	\$26,450		
Shipping Dimensions (L"xW"xH")					2 Bundles: 19'x10'x8" 2 Bundles: 19'x12'x8" 3 Bundles: 19'x15'x8" 1 Crate: 62'x20'x15"		
Shipping Weight (lbs)							

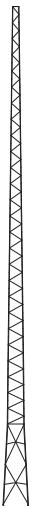

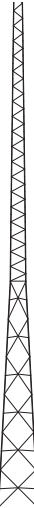


\*Assumptions: Projected areas (PA) shown are bare; a 1.5 multiplier used for iced area; loads centrally located and balanced at tower top; considers step-pegs, safety cable, and one 1/2" tx line per 10 sq.ft.; "-" indicates tower failure.  
\*Round antennas include omnis, dipoles, dishes with radomes, etc. Antennas where wind hits a round surface. Flat Antennas include flat panels, dishes without radomes and cameras, where wind hits a flat surface.

## Common Accessories



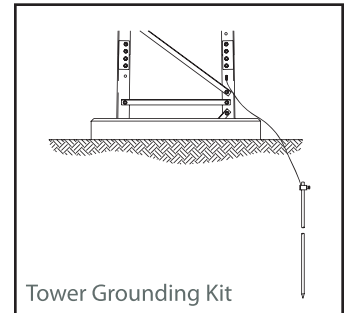
Accessory:	M200	M300	M400	M500	M600		
<b>Cable Safety Climb Kits</b> <i>no slider</i>	4.99.0495.150 <b>\$1,212</b>	4.99.0495.150 <b>\$1,212</b>	4.99.0495.150 <b>\$1,212</b>	4.99.0495.150 <b>\$1,212</b>	4.99.0495.150 <b>\$1,212</b>		
<b>Step-Bolt Kit</b> <i>leg mounted</i>	4.630.S200.108 <b>\$2,650</b>	4.630.S300.108 <b>\$2,650</b>	4.630.S400.108 <b>\$2,650</b>	4.630.S500.108 <b>\$2,650</b>	4.630.S600.108 <b>\$2,650</b>		
<b>Anti-Climb Shield Kits</b>	4.630.0001.213 <b>\$1,673.00</b>	4.630.0001.213 <b>\$1,673.00</b>	4.630.0001.213 <b>\$1,673.00</b>	4.630.0001.213 <b>\$1,673.00</b>	4.630.0001.213 <b>\$1,673.00</b>		
<b>Tower Grounding Kit</b> <i>basic, three leg</i>	4.91.0103.003 <b>\$1,296.00</b>	4.91.0103.003 <b>\$1,296.00</b>	4.91.0103.003 <b>\$1,296.00</b>	4.91.0103.003 <b>\$1,296.00</b>	4.91.0103.003 <b>\$1,296.00</b>		



Model Designation:		M110	M210	M310	M410	M510		
Part Number:		5.630.0110.118	5.630.0210.118	5.630.0310.118	5.630.0410.118	5.630.0510.118		
								
		#1	#2	#3	#4	#5		
		#2	#3	#4	#5	#6		
		#3	#4	#5	#6	#7		
		#4	#5	#6	#7	#8		
		#5	#6	#7	#8	#9		
		#6	#7	#8	#9	#10		
		#7	#8	#9	#10	#11		
Allowable antenna area in ft <sup>2</sup> *	CSA Class 1 350/450/550 Pa Wind 25mm ice	Round: 36/18/8 Flat: 24/12/5	Round: 80/52/38 Flat: 53/35/25	Round: 138/92/62 Flat: 92/61/41	Round: 154/114/88 Flat: 103/76/59	Round: 294/196/126 Flat: 196/131/84		
	CSA Class 3 350/450/550 Pa Wind 25mm ice	Round: 52/34/20 Flat: 35/23/13	Round: 114/78/54 Flat: 76/52/36	Round: 192/132/96 Flat: 128/88/64	Round: 198/148/118 Flat: 132/99/79	Round: 374/286/206 Flat: 249/191/137		
Suggested List Price		<b>\$16,802</b>	<b>\$18,825</b>	<b>\$21,556</b>	<b>\$24,282</b>	<b>\$27,616</b>		
Shipping Dimensions (L"xW"xH")		2 Bundles: 19'X10"x6" 2 Bundles: 19'x12"x8" 3 Bundles: 19'x15"x8" 1 Crate: 62"x20"x15"	2 Bundles: 19'X10"x6" 2 Bundles: 19'x12"x8" 3 Bundles: 19'x15"x8" 1 Crate: 62"x20"x15"	2 Bundles: 19'X10"x6" 2 Bundles: 19'x12"x8" 3 Bundles: 19'x15"x8" 1 Crate: 62"x20"x15"	2 Bundles: 19'X10"x6" 2 Bundles: 19'x12"x8" 3 Bundles: 19'x15"x8" 1 Crate: 62"x20"x15"	2 Bundles: 19'X10"x6" 2 Bundles: 19'x12"x8" 3 Bundles: 19'x15"x8" 1 Crate: 62"x20"x15"		
Shipping Weight (lbs)		5800	6900	7900	9000	10400		

\*Assumptions: Projected areas (PA) shown are bare; a 1.5 multiplier used for iced area; loads centrally located and balanced at tower top; considers step-pegs, safety cable, and one 1/2" tx line per 10 sq.ft.; "-" indicates tower failure.  
\*Round antennas include omnis, dipoles, dishes with radomes, etc. Antennas where wind hits a round surface. Flat Antennas include flat panels, dishes without radomes and cameras, where wind hits a flat surface.

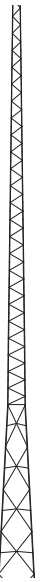
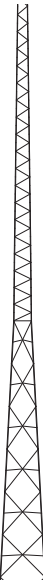


## Common Accessories



Accessory:	M110	M210	M310	M410	M510		
<b>Cable Safety Climb Kits</b> <i>no slider</i>	4.99.0495.150 <b>\$1,212</b>	4.99.0495.150 <b>\$1,212</b>	4.99.0495.150 <b>\$1,212</b>	4.99.0495.150 <b>\$1,212</b>	4.99.0495.150 <b>\$1,212</b>		
<b>Step-Bolt Kit</b> <i>leg mounted</i>	4.630.S110.118 <b>\$2,798</b>	4.630.S210.118 <b>\$2,862</b>	4.630.S310.118 <b>\$2,925</b>	4.630.S410.118 <b>\$2,988</b>	4.630.S510.118 <b>\$3,052</b>		
<b>Anti-Climb Shield Kits</b>	4.630.0001.213 <b>\$1,673.00</b>	4.630.0001.213 <b>\$1,673.00</b>	4.630.0001.213 <b>\$1,673.00</b>	4.630.0001.213 <b>\$1,673.00</b>	4.630.0001.213 <b>\$1,673.00</b>		
<b>Tower Grounding Kit</b> <i>basic, three leg</i>	4.91.0103.003 <b>\$1,296.00</b>	4.91.0103.003 <b>\$1,296.00</b>	4.91.0103.003 <b>\$1,296.00</b>	4.91.0103.003 <b>\$1,296.00</b>	4.91.0103.003 <b>\$1,296.00</b>		

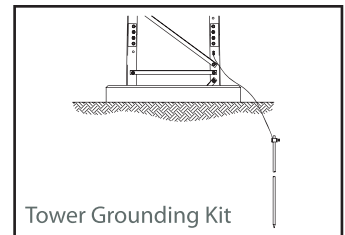
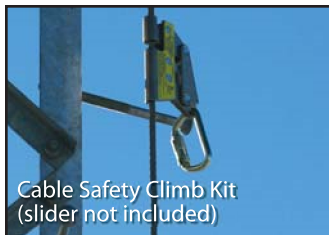
# 127' Towers



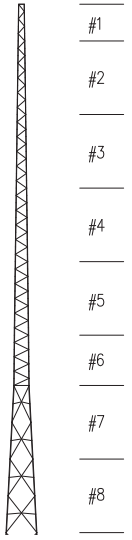
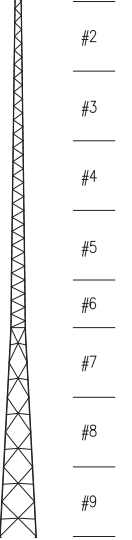
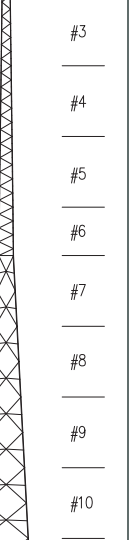
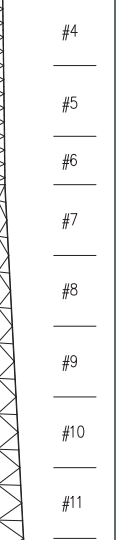
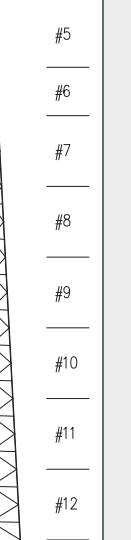
Model Designation:		M200	M300	M400	M500			
Part Number:		5.630.0219.127	5.630.0319.127	5.630.0419.127	5.630.0519.127			
		 #2 #3 #4 #5 #6 #7 #8	 #3 #4 #5 #6 #7 #8 #9	 #4 #5 #6 #7 #8 #9 #10	 #5 #6 #7 #8 #9 #10 #11			
Allowable antenna area in ft <sup>2</sup> *	CSA Class 1 350/450/550 Pa Wind 25mm ice	Round: 52/32/20 Flat: 35/21/13	Round: 118/78/46 Flat: 79/52/31	Round: 142/100/58 Flat: 95/67/39	Round: 254/154/90 Flat: 169/103/60			
	CSA Class 3 350/450/550 Pa Wind 25mm ice	Round: 76/50/34 Flat: 51/33/23	Round: 160/114/82 Flat: 107/76/55	Round: 190/136/102 Flat: 127/91/58	Round: 366/242/162 Flat: 244/161/108			
Suggested List Price		<b>\$20,427</b>	<b>\$23,013</b>	<b>\$25,946</b>	<b>\$28,412</b>			
Shipping Dimensions (L"xW"xH")		2 Bundles: 19'X10"x6" 2 Bundles: 19'x12"x8" 3 Bundles: 19'x15"x8" 1 Crate: 62"x20"x15"	2 Bundles: 19'X10"x6" 2 Bundles: 19'x12"x8" 3 Bundles: 19'x15"x8" 1 Crate: 62"x20"x15"	2 Bundles: 19'X10"x6" 2 Bundles: 19'x12"x8" 3 Bundles: 19'x15"x8" 1 Crate: 62"x20"x15"	2 Bundles: 19'X10"x6" 2 Bundles: 19'x12"x8" 3 Bundles: 19'x15"x8" 1 Crate: 62"x20"x15"			
Shipping Weight (lbs)		7100	8200	9300	10700			

\*Assumptions: Projected areas (PA) shown are bare; a 1.5 multiplier used for iced area; loads centrally located and balanced at tower top; considers step-pegs, safety cable, and one 1/2" tx line per 10 sq.ft.; "--" indicates tower failure.  
\*Round antennas include omnis, dipoles, dishes with radomes, etc. Antennas where wind hits a round surface. Flat Antennas include flat panels, dishes without radomes and cameras, where wind hits a flat surface.

## Common Accessories

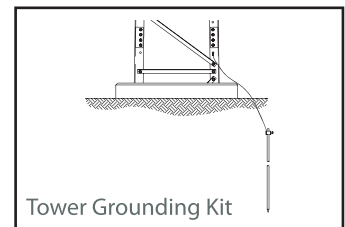

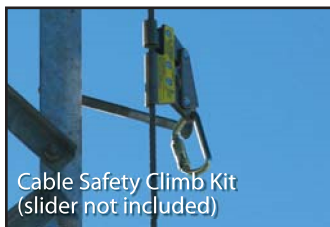


Accessory:	M200	M300	M400	M500			
<b>Cable Safety Climb Kits</b> <i>no slider</i>	4.99.0495.150 <b>\$1,212</b>	4.99.0495.150 <b>\$1,212</b>	4.99.0495.150 <b>\$1,212</b>	4.99.0495.150 <b>\$1,212</b>			
<b>Step-Bolt Kit</b> <i>leg mounted</i>	4.630.S200.127 <b>\$2,940</b>	4.630.S300.127 <b>\$3,007</b>	4.630.S400.127 <b>\$3,073</b>	4.630.S500.127 <b>\$3,140</b>			
<b>Anti-Climb Shield Kits</b>	4.630.0001.213 <b>\$1,673.00</b>	4.630.0001.213 <b>\$1,673.00</b>	4.630.0001.213 <b>\$1,673.00</b>	4.630.0001.213 <b>\$1,673.00</b>			
<b>Tower Grounding Kit</b> <i>basic, three leg</i>	4.91.0103.003 <b>\$1,296.00</b>	4.91.0103.003 <b>\$1,296.00</b>	4.91.0103.003 <b>\$1,296.00</b>	4.91.0103.003 <b>\$1,296.00</b>			

Model Designation:		M110	M210	M310	M410	M510		
Part Number:		5.630.0110.137	5.630.0210.137	5.630.0310.137	5.630.0410.137	5.630.0510.137		
								
		#1 #2 #3 #4 #5 #6 #7 #8	#2 #3 #4 #5 #6 #7 #8 #9	#3 #4 #5 #6 #7 #8 #9 #10	#4 #5 #6 #7 #8 #9 #10 #11	#5 #6 #7 #8 #9 #10 #11 #12		
Allowable antenna area in ft <sup>2</sup> *	CSA Class 1 350/450/550 Pa Wind 25mm ice	Round: 32/15/5 Flat: 21/11/4	Round: 76/50/30 Flat: 51/33/20	Round: 132/80/44 Flat: 88/53/29	Round: 148/110/58 Flat: 99/73/39	Round: 284/174/100 Flat: 189/116/67		
	CSA Class 3 350/450/550 Pa Wind 25mm ice	Round: 52/30/18 Flat: 35/20/12	Round: 108/74/52 Flat: 72/49/35	Round: 184/126/86 Flat: 123/84/57	Round: 192/144/112 Flat: 128/95/75	Round: 362/276/182 Flat: 241/84/121		
Suggested List Price		<b>\$20,923</b>	<b>\$23,514</b>	<b>\$25,456</b>	<b>\$27,830</b>	<b>\$31,787</b>		
Shipping Dimensions (L"xW"xH")		2 Bundles: 19'X10"x6" 2 Bundles: 19'X12"x8" 3 Bundles: 19'X15"x8" 1 Crate: 76"x25"x15"	2 Bundles: 19'X10"x6" 2 Bundles: 19'X12"x8" 3 Bundles: 19'X15"x8" 1 Crate: 76"x25"x15"	2 Bundles: 19'X10"x6" 2 Bundles: 19'X12"x8" 3 Bundles: 19'X15"x8" 1 Crate: 76"x25"x15"	2 Bundles: 19'X10"x6" 2 Bundles: 19'X12"x8" 3 Bundles: 19'X15"x8" 1 Crate: 76"x25"x15"	2 Bundles: 19'X10"x6" 2 Bundles: 19'X12"x8" 3 Bundles: 19'X15"x8" 1 Crate: 76"x25"x15"		
Shipping Weight (lbs)		7200	8300	9400	10900	12600		

\*Assumptions: Projected areas (PA) shown are bare; a 1.5 multiplier used for iced area; loads centrally located and balanced at tower top; considers step-pegs, safety cable, and one 1/2" tx line per 10 sq.ft.; "-" indicates tower failure.  
 \*Round antennas include omnis, dipoles, dishes with radomes, etc. Antennas where wind hits a round surface. Flat Antennas include flat panels, dishes without radomes and cameras, where wind hits a flat surface.

## Common Accessories

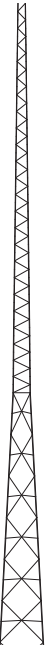






Accessory:	M110	M210	M310	M410	M510		
<b>Cable Safety Climb Kits</b> <i>no slider</i>	4.99.0495.150 <b>\$1,212</b>	4.99.0495.150 <b>\$1,212</b>	4.99.0495.150 <b>\$1,212</b>	4.99.0495.150 <b>\$1,212</b>	4.99.0495.150 <b>\$1,212</b>		
<b>Step-Bolt Kit</b> <i>leg mounted</i>	4.630.S110.137 <b>\$3,203</b>	4.630.S210.137 <b>\$3,273</b>	4.630.S310.137 <b>\$3,343</b>	4.630.S410.137 <b>\$3,413</b>	4.630.S510.137 <b>\$3,483</b>		
<b>Anti-Climb Shield Kits</b>	4.630.0001.213 <b>\$1,673.00</b>	4.630.0001.213 <b>\$1,673.00</b>	4.630.0001.213 <b>\$1,673.00</b>	4.630.0001.213 <b>\$1,673.00</b>	4.630.0001.213 <b>\$1,673.00</b>		
<b>Tower Grounding Kit</b> <i>basic, three leg</i>	4.91.0103.003 <b>\$1,296.00</b>	4.91.0103.003 <b>\$1,296.00</b>	4.91.0103.003 <b>\$1,296.00</b>	4.91.0103.003 <b>\$1,296.00</b>	4.91.0103.003 <b>\$1,296.00</b>		



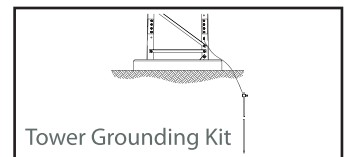
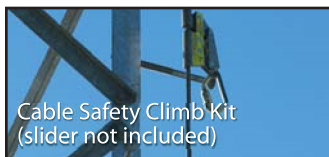
# 146' Towers



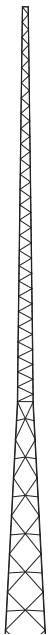
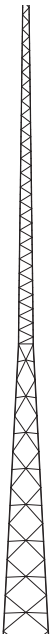



Model Designation:		M200	M300	M400	M500	M600		
Part Number:		5.630.0219.146	5.630.0319.146	5.630.0419.146	5.630.0519.146	5.630.0619.146		
		 #2 #3 #4 #5 #6 #7 #8 #9	 #3 #4 #5 #6 #7 #8 #9 #10	 #4 #5 #6 #7 #8 #9 #10 #11	 #5 #6 #7 #8 #9 #10 #11 #12	 #6 #7 #8 #9 #10 #11 #12 #13		
Allowable antenna area in ft <sup>2</sup> *	CSA Class 1 350/450/550 Pa Wind 25mm ice	Round: 50/30/18 Flat: 33/20/12	Round: 114/54/30 Flat: 76/36/20	Round: 136/86/44 Flat: 91/57/29	Round: 238/134/66 Flat: 159/89/44	Round: 296/206/126 Flat: 197/137/84		
	CSA Class 3 350/450/550 Pa Wind 25mm ice	Round: 72/46/30 Flat: 48/31/20	Round: 154/110/58 Flat: 103/73/39	Round: 182/132/92 Flat: 121/88/61	Round: 348/226/142 Flat: 232/151/95	Round: 378/284/216 Flat: 252/189/144		
Suggested List Price		<b>\$24,400</b>	<b>\$28,272</b>	<b>\$30,387</b>	<b>\$33,962</b>	<b>\$38,222</b>		
Shipping Dimensions (L"xW"xH")		2 Bundles: 19"x10"x8" 2 Bundles: 19"x12"x8" 4 Bundles: 19"x15"x8" 1 Crate: 76"x25"x15"	2 Bundles: 19"x10"x8" 2 Bundles: 19"x12"x8" 4 Bundles: 19"x15"x8" 1 Crate: 76"x25"x15"	2 Bundles: 19"x10"x8" 2 Bundles: 19"x12"x8" 4 Bundles: 19"x15"x8" 1 Crate: 76"x25"x15"	2 Bundles: 19"x10"x8" 2 Bundles: 19"x12"x8" 4 Bundles: 19"x15"x8" 1 Crate: 76"x25"x15"	2 Bundles: 19"x10"x8" 2 Bundles: 19"x12"x8" 4 Bundles: 19"x15"x8" 1 Crate: 76"x25"x15"		
Shipping Weight (lbs)		8400	9600	11200	12800			

\*Assumptions: Projected areas (PA) shown are bare; a 1.5 multiplier used for iced area; loads centrally located and balanced at tower top; considers step-pegs, safety cable, and one 1/2" tx line per 10 sq.ft.; "--" indicates tower failure.  
\*Round antennas include omnis, dipoles, dishes with radomes, etc. Antennas where wind hits a round surface. Flat Antennas include flat panels, dishes without radomes and cameras, where wind hits a flat surface.

## Common Accessories


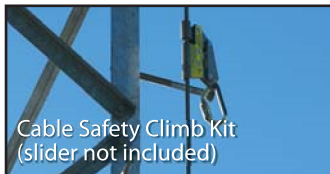


Accessory:	M200	M300	M400	M500	M600		
<b>Cable Safety Climb Kits</b> <i>no slider</i>	4.99.0495.150 <b>\$1,212</b>	4.99.0495.150 <b>\$1,212</b>	4.99.0495.150 <b>\$1,212</b>	4.99.0495.150 <b>\$1,212</b>	4.99.0495.150 <b>\$1,212</b>		
<b>Step-Bolt Kit</b> <i>leg mounted</i>	4.630.S200.146 <b>\$3,347</b>	4.630.S300.146 <b>\$3,417</b>	4.630.S400.146 <b>\$3,487</b>	4.630.S500.146 <b>\$3,557</b>	4.630.S600.146 <b>\$3,583</b>		
<b>Anti-Climb Shield Kits</b>	4.630.0001.213 <b>\$1,673.00</b>	4.630.0001.213 <b>\$1,673.00</b>	4.630.0001.213 <b>\$1,673.00</b>	4.630.0001.213 <b>\$1,673.00</b>	4.630.0001.213 <b>\$1,673.00</b>		
<b>Tower Grounding Kit</b> <i>basic, three leg</i>	4.91.0103.003 <b>\$1,296.00</b>	4.91.0103.003 <b>\$1,296.00</b>	4.91.0103.003 <b>\$1,296.00</b>	4.91.0103.003 <b>\$1,296.00</b>	4.91.0103.003 <b>\$1,296.00</b>		

Model Designation:		M110	M210	M310	M410	M510		
Part Number:		5.630.0110.156	5.630.0210.156	5.630.0310.156	5.630.0410.156	5.630.0510.156		
								
		#1	#2	#3	#4	#5		
		#2	#3	#4	#5	#6		
		#3	#4	#5	#6	#7		
		#4	#5	#6	#7	#8		
		#5	#6	#7	#8	#9		
		#6	#7	#8	#9	#10		
		#7	#8	#9	#10	#11		
		#8	#9	#10	#11	#12		
		#9	#10	#11	#12	#13		
Allowable antenna area in ft <sup>2</sup> *	CSA Class 1 350/450/550 Pa Wind 25mm ice	Round: 30/14/4 Flat: 20/9/3	Round: 74/46/14 Flat: 49/31/9	Round: 126/58/30 Flat: 84/39/20	Round: 144/100/46 Flat: 96/57/31	Round: 272/158/86 Flat: 181/105/57		
	CSA Class 3 350/450/550 Pa Wind 25mm ice	Round: 48/30/16 Flat: 32/20/11	Round: 104/70/46 Flat: 69/47/31	Round: 178/120/64 Flat: 119/80/43	Round: 186/140/108 Flat: 124/93/72	Round: 352/258/168 Flat: 235/172/112		
Suggested List Price		<b>\$24,897</b>	<b>\$28,203</b>	<b>\$30,329</b>	<b>\$33,249</b>	<b>\$38,686</b>		
Shipping Dimensions (L"xW"xH")		2 Bundles: 19x10"x8" 2 Bundles: 19x12"x8" 4 Bundles: 19x15"x8" 1 Crate: 76"x25"x15"	2 Bundles: 19x10"x8" 2 Bundles: 19x12"x8" 4 Bundles: 19x15"x8" 1 Crate: 76"x25"x15"	2 Bundles: 19x10"x8" 2 Bundles: 19x12"x8" 4 Bundles: 19x15"x8" 1 Crate: 76"x25"x15"	2 Bundles: 19x10"x8" 2 Bundles: 19x12"x8" 4 Bundles: 19x15"x8" 1 Crate: 76"x25"x15"	2 Bundles: 19x10"x8" 2 Bundles: 19x12"x8" 4 Bundles: 19x15"x8" 1 Crate: 76"x25"x15"		
Shipping Weight (lbs)		8500	9800	11400	13200	15200		

\*Assumptions: Projected areas (PA) shown are bare; a 1.5 multiplier used for iced area; loads centrally located and balanced at tower top; considers step-pegs, safety cable, and one 1/2" tx line per 10 sq.ft.; "-" indicates tower failure.  
\*Round antennas include omnis, dipoles, dishes with radomes, etc. Antennas where wind hits a round surface. Flat Antennas include flat panels, dishes without radomes and cameras, where wind hits a flat surface.

## Common Accessories

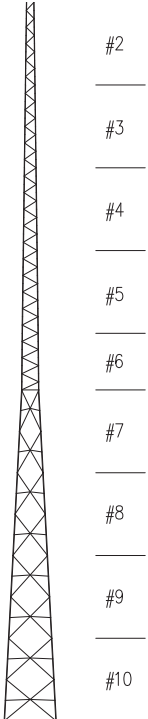
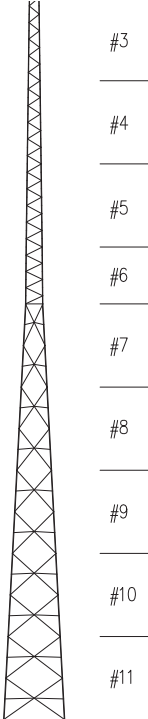
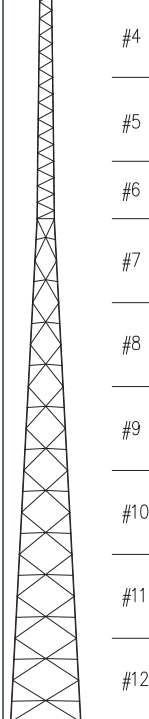
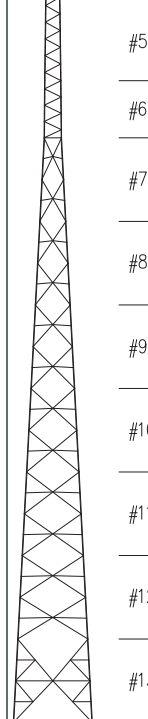
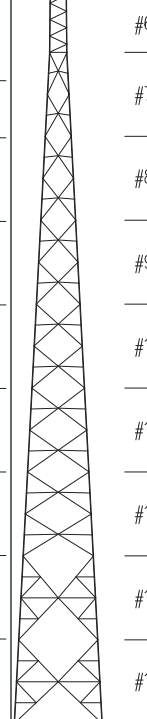


Accessory:	M110	M210	M310	M410	M510		
<b>Cable Safety Climb Kits</b> <i>no slider</i>	4.99.0495.200 <b>\$1,330</b>	4.99.0495.200 <b>\$1,330</b>	4.99.0495.200 <b>\$1,330</b>	4.99.0495.200 <b>\$1,330</b>	4.99.0495.200 <b>\$1,330</b>		
<b>Step-Bolt Kit</b> <i>leg mounted</i>	4.630.S110.156 <b>\$3,610</b>	4.630.S210.156 <b>\$3,683</b>	4.630.S310.156 <b>\$3,757</b>	4.630.S410.156 <b>\$3,830</b>	4.630.S510.156 <b>\$3,903</b>		
<b>Anti-Climb Shield Kits</b>	4.630.0001.213 <b>\$1,673.00</b>	4.630.0001.213 <b>\$1,673.00</b>	4.630.0001.213 <b>\$1,673.00</b>	4.630.0001.213 <b>\$1,673.00</b>	4.630.0001.213 <b>\$1,673.00</b>		
<b>Tower Grounding Kit</b> <i>basic, three leg</i>	4.91.0103.003 <b>\$1,296.00</b>	4.91.0103.003 <b>\$1,296.00</b>	4.91.0103.003 <b>\$1,296.00</b>	4.91.0103.003 <b>\$1,296.00</b>	4.91.0103.003 <b>\$1,296.00</b>		



# 165' Towers

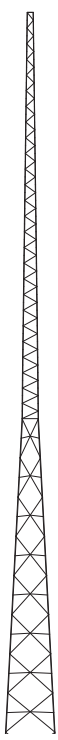
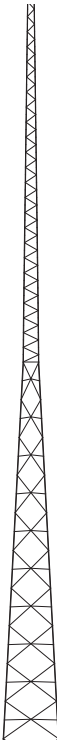
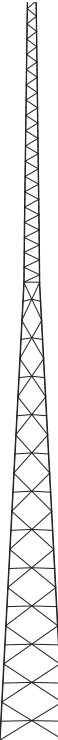




Model Designation:		M200	M300	M400	M500	M600		
Part Number:		5.630.0219.165	5.630.0319.165	5.630.0419.165	5.630.0519.165	5.630.0619.165		
								
Allowable antenna area in ft <sup>2</sup> *	CSA Class 1 350/450/550 Pa Wind 25mm ice	Round: 46/30/4 Flat: 31/20/3	Round: 108/45/14 Flat: 72/31/9	Round: 132/72/30 Flat: 88/48/20	Round: 224/120/54 Flat: 149/80/36	Round: 288/192/0 Flat: 192/128/0		
	CSA Class 3 350/450/550 Pa Wind 25mm ice	Round: 70/45/30 Flat: 47/31/20	Round: 148/98/48 Flat: 99/55/32	Round: 178/126/78 Flat: 119/84/52	Round: 330/212/128 Flat: 220/141/85	Round: 368/278/202 Flat: 245/185/134		
Suggested List Price		<b>\$29,316</b>	<b>\$30,817</b>	<b>\$33,777</b>	<b>\$40,260</b>	<b>\$44,250</b>		
Shipping Dimensions (L"xW"xH")		2 Bundles: 19"x10"x8" 2 Bundles: 19"x12"x8" 5 Bundles: 19"x15"x8" 1 Crate: 76"x25"x15"	2 Bundles: 19"x10"x8" 2 Bundles: 19"x12"x8" 5 Bundles: 19"x15"x8" 1 Crate: 76"x25"x15"	2 Bundles: 19"x10"x8" 2 Bundles: 19"x12"x8" 5 Bundles: 19"x15"x8" 1 Crate: 76"x25"x15"	2 Bundles: 19"x10"x8" 2 Bundles: 19"x12"x8" 5 Bundles: 19"x15"x8" 1 Crate: 76"x25"x15"	3 Bundles: 19"x10"x8" 3 Bundles: 19"x12"x8" 6 Bundles: 19"x15"x8" 2 Crate: 76"x25"x15"		
Shipping Weight (lbs)		10000	11600	13400	15500			

\*Assumptions: Projected areas (PA) shown are bare; a 1.5 multiplier used for iced area; loads centrally located and balanced at tower top; considers step-pegs, safety cable, and one 1/2" tx line per 10 sq.ft.; "-" indicates tower failure.  
 \*Round antennas include omnis, dipoles, dishes with radomes, etc. Antennas where wind hits a round surface. Flat Antennas include flat panels, dishes without radomes and cameras, where wind hits a flat surface.

## Common Accessories

Accessory:	M200	M300	M400	M500	M600		
<b>Cable Safety Climb Kits</b> <i>no slider</i>	4.99.0495.200 <b>\$1,330</b>	4.99.0495.200 <b>\$1,330</b>	4.99.0495.200 <b>\$1,330</b>	4.99.0495.200 <b>\$1,330</b>	4.99.0495.200 <b>\$1,330</b>		
<b>Step-Bolt Kit</b> <i>leg mounted</i>	4.630.S200.165 <b>\$3,748</b>	4.630.S300.165 <b>\$3,822</b>	4.630.S400.165 <b>\$3,895</b>	4.630.S500.165 <b>\$3,968</b>	4.630.S600.165 <b>\$3,968</b>		
<b>Anti-Climb Shield Kits</b>	4.630.0001.213 <b>\$1,673.00</b>	4.630.0001.213 <b>\$1,673.00</b>	4.630.0001.213 <b>\$1,673.00</b>	4.630.0001.213 <b>\$1,673.00</b>	4.630.0001.213 <b>\$1,673.00</b>		
<b>Tower Grounding Kit</b> <i>basic, three leg</i>	4.91.0103.003 <b>\$1,296.00</b>	4.91.0103.003 <b>\$1,296.00</b>	4.91.0103.003 <b>\$1,296.00</b>	4.91.0103.003 <b>\$1,296.00</b>	4.91.0103.003 <b>\$1,296.00</b>		

Model Designation:		M110	M210	M310	M410	M510		
Part Number:		5.630.0110.175	5.630.0210.175	5.630.0310.175	5.630.0410.175	5.630.0510.175		
								
		#1	#2	#3	#4	#5		
		#2	#3	#4	#5	#6		
		#3	#4	#5	#6	#7		
		#4	#5	#6	#7	#8		
		#5	#6	#7	#8	#9		
		#6	#7	#8	#9	#10		
		#7	#8	#9	#10	#11		
		#8	#9	#10	#11	#12		
		#9	#10	#11	#12	#13		
		#10	#11	#12	#13	#14		
Allowable antenna area in ft <sup>2</sup> *	CSA Class 1 350/450/550 Pa Wind 25mm ice	Round: 30/14/0 Flat: 20/9/0	Round: 70/30/2 Flat: 47/20/1	Round: 122/52/16 Flat: 81/35/11	Round: 140/88/40 Flat: 93/59/27	Round: 258/146/0 Flat: 172/97/0		
	CSA Class 3 350/450/550 Pa Wind 25mm ice	Round: 46/28/14 Flat: 31/19/9	Round: 100/55/35 Flat: 57/44/24	Round: 172/116/54 Flat: 115/77/36	Round: 182/135/95 Flat: 121/91/64	Round: 344/244/156 Flat: 229/163/104		
Suggested List Price		<b>\$29,704</b>	<b>\$33,441</b>	<b>\$36,033</b>	<b>\$40,148</b>	<b>\$44,143</b>		
Shipping Dimensions (L"xW"xH")		2 Bundles: 19"x10"x8" 2 Bundles: 19"x12"x8" 5 Bundles: 19"x15"x8" 1 Crate: 76"x25"x15"	2 Bundles: 19"x10"x8" 2 Bundles: 19"x12"x8" 5 Bundles: 19"x15"x8" 1 Crate: 76"x25"x15"	2 Bundles: 19"x10"x8" 2 Bundles: 19"x12"x8" 5 Bundles: 19"x15"x8" 1 Crate: 76"x25"x15"	2 Bundles: 19"x10"x8" 2 Bundles: 19"x12"x8" 5 Bundles: 19"x15"x8" 1 Crate: 76"x25"x15"	2 Bundles: 19"x10"x8" 2 Bundles: 19"x12"x8" 5 Bundles: 19"x15"x8" 1 Crate: 76"x25"x15"		
Shipping Weight (lbs)		10500	11700	13600	15900	17800		

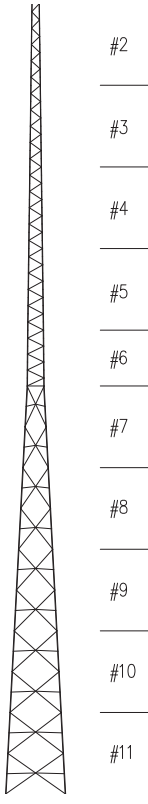
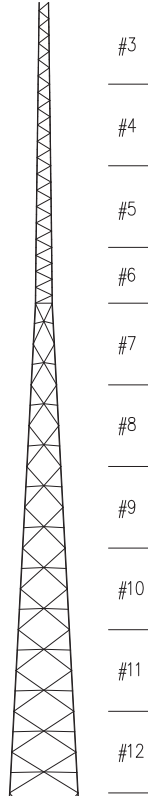
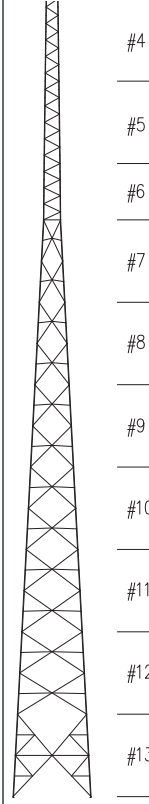

\*Assumptions: Projected areas (PA) shown are bare; a 1.5 multiplier used for iced area; loads centrally located and balanced at tower top; considers step-pegs, safety cable, and one 1/2" tx line per 10 sq.ft.; "-" indicates tower failure.  
 \*Round antennas include omnis, dipoles, dishes with radomes, etc. Antennas where wind hits a round surface. Flat Antennas include flat panels, dishes without radomes and cameras, where wind hits a flat surface.

## Common Accessories

Accessory:	M110	M210	M310	M410	M510		
<b>Cable Safety Climb Kits</b> <i>no slider</i>	4.99.0495.200 <b>\$1,330</b>	4.99.0495.200 <b>\$1,330</b>	4.99.0495.200 <b>\$1,330</b>	4.99.0495.200 <b>\$1,330</b>	4.99.0495.200 <b>\$1,330</b>		
<b>Step-Bolt Kit</b> <i>leg mounted</i>	4.630.S110.175 <b>\$4,012</b>	4.630.S210.175 <b>\$4,082</b>	4.630.S310.175 <b>\$4,0158</b>	4.630.S410.175 <b>\$4,232</b>	4.630.S510.175 <b>\$4,305</b>		
<b>Anti-Climb Shield Kits</b>	4.630.0001.213 <b>\$1,673.00</b>	4.630.0001.213 <b>\$1,673.00</b>	4.630.0001.213 <b>\$1,673.00</b>	4.630.0001.213 <b>\$1,673.00</b>	4.630.0001.213 <b>\$1,673.00</b>		
<b>Tower Grounding Kit</b> <i>basic, three leg</i>	4.91.0103.003 <b>\$1,296.00</b>	4.91.0103.003 <b>\$1,296.00</b>	4.91.0103.003 <b>\$1,296.00</b>	4.91.0103.003 <b>\$1,296.00</b>	4.91.0103.003 <b>\$1,296.00</b>		

# 184' Towers



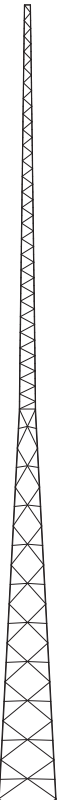
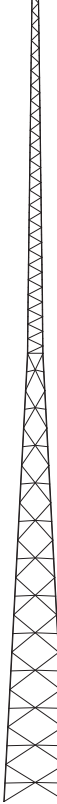



Model Designation:		M200	M300	M400	M500			
Part Number:		5.630.0219.184	5.630.0319.184	5.630.0419.184	5.630.0519.184			
								
		#2	#3	#4	#5			
		#3	#4	#5	#6			
		#4	#5	#6	#7			
		#5	#6	#7	#8			
		#6	#7	#8	#9			
		#7	#8	#9	#10			
		#8	#9	#10	#11			
		#9	#10	#11	#12			
		#10	#11	#12	#13			
		#11	#12	#13	#14			
Allowable antenna area in ft <sup>2</sup> *	CSA Class 1 350/450/550 Pa Wind 25mm ice	Round: 46/22/0 Flat: 31/15/0	Round: 96/40/6 Flat: 54/27/4	Round: 128/60/26 Flat: 85/40/17	Round: 212/110/0 Flat: 141/73/0			
	CSA Class 3 350/450/550 Pa Wind 25mm ice	Round: 56/44/26 Flat: 44/29/17	Round: 144/88/46 Flat: 96/59/31	Round: 172/122/68 Flat: 115/81/45	Round: 318/198/118 Flat: 212/132/79			
List Price		<b>\$33,106</b>	<b>\$36,521</b>	<b>\$40,675</b>	<b>\$45,874</b>			
Shipping Dimensions (L"xW"xH")		2 Bundles: 19"x10"x8" 2 Bundles: 19"x12"x8" 6 Bundles: 19"x15"x8" 1 Crate: 76"x25"x15"	2 Bundles: 19"x10"x8" 2 Bundles: 19"x12"x8" 6 Bundles: 19"x15"x8" 1 Crate: 76"x25"x15"	2 Bundles: 19"x10"x8" 2 Bundles: 19"x12"x8" 6 Bundles: 19"x15"x8" 1 Crate: 76"x25"x15"	2 Bundles: 19"x10"x8" 2 Bundles: 19"x12"x8" 6 Bundles: 19"x15"x8" 1 Crate: 76"x25"x15"			
Shipping Weight (lbs)		12000	13900	16000	18200			

\*Assumptions: Projected areas (PA) shown are bare; a 1.5 multiplier used for iced area; loads centrally located and balanced at tower top; considers step-pegs, safety cable, and one 1/2" tx line per 10 sq.ft.; "--" indicates tower failure.  
\*Round antennas include omnis, dipoles, dishes with radomes, etc. Antennas where wind hits a round surface. Flat Antennas include flat panels, dishes without radomes and cameras, where wind hits a flat surface.

## Common Accessories

Accessory:	M200	M300	M400	M500			
<b>Cable Safety Climb Kits</b> <i>no slider</i>	4.99.0495.200 <b>\$1,330</b>	4.99.0495.200 <b>\$1,330</b>	4.99.0495.200 <b>\$1,330</b>	4.99.0495.200 <b>\$1,330</b>			
<b>Step-Bolt Kit</b> <i>leg mounted</i>	4.630.5200.184 <b>\$4,153</b>	4.630.5300.184 <b>\$4,227</b>	4.630.5400.184 <b>\$4,300</b>	4.630.5500.184 <b>\$4,373</b>			
<b>Anti-Climb Shield Kits</b>	4.630.0001.213 <b>\$1,673.00</b>	4.630.0001.213 <b>\$1,673.00</b>	4.630.0001.213 <b>\$1,673.00</b>	4.630.0001.213 <b>\$1,673.00</b>			
<b>Tower Grounding Kit</b> <i>basic, three leg</i>	4.91.0103.003 <b>\$1,296.00</b>	4.91.0103.003 <b>\$1,296.00</b>	4.91.0103.003 <b>\$1,296.00</b>	4.91.0103.003 <b>\$1,296.00</b>			



Model Designation:		M110	M210	M310	M410	M510		
Part Number:		5.630.0110.194	5.630.0210.194	5.630.0310.194	5.630.0410.194	5.630.0510.194		
								
		#1	#2	#3	#4	#5		
		#2	#3	#4	#5	#6		
		#3	#4	#5	#6	#7		
		#4	#5	#6	#7	#8		
		#5	#6	#7	#8	#9		
		#6	#7	#8	#9	#10		
		#7	#8	#9	#10	#11		
		#8	#9	#10	#11	#12		
		#9	#10	#11	#12	#13		
		#10	#11	#12	#13	#14		
		#11	#12	#13	#14	#15		
Allowable antenna area in ft <sup>2</sup> *	CSA Class 1 350/450/550 Pa Wind 25mm ice	Round: 30/14/0 Flat: 20/9/0	Round: 68/30/0 Flat: 45/20/0	Round: 114/46/14 Flat: 76/31/g	Round: 136/78/0 Flat: 91/52/0	Round: 244/136/0 Flat: 163/91/0		
	CSA Class 3 350/450/550 Pa Wind 25mm ice	Round: 46/26/14 Flat: 31/17/9	Round: 98/64/30 Flat: 65/43/20	Round: 166/106/50 Flat: 111/71/33	Round: 176/2/86 Flat: 117/88/57	Round: 336/230/144 Flat: 224/153/96		
Suggested List Price		<b>\$32,118</b>	<b>\$36,998</b>	<b>\$39,347</b>	<b>\$44,726</b>	<b>\$50,826</b>		
Shipping Dimensions (L"xW"xH")		2 Bundles: 19"x10"x8" 2 Bundles: 19"x12"x8" 6 Bundles: 19"x15"x8" 1 Crate: 76"x25"x15"	2 Bundles: 19"x10"x8" 2 Bundles: 19"x12"x8" 6 Bundles: 19"x15"x8" 1 Crate: 76"x25"x15"	2 Bundles: 19"x10"x8" 2 Bundles: 19"x12"x8" 6 Bundles: 19"x15"x8" 1 Crate: 76"x25"x15"	2 Bundles: 19"x10"x8" 2 Bundles: 19"x12"x8" 6 Bundles: 19"x15"x8" 1 Crate: 76"x25"x15"	2 Bundles: 19"x10"x8" 2 Bundles: 19"x12"x8" 6 Bundles: 19"x15"x8" 1 Crate: 76"x25"x15"		
Shipping Weight (lbs)		12200	14000	16250	18500	21200		

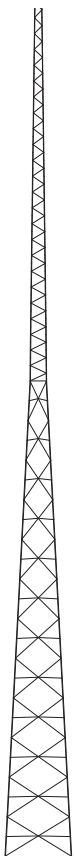
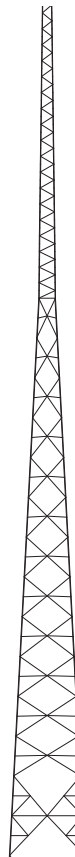
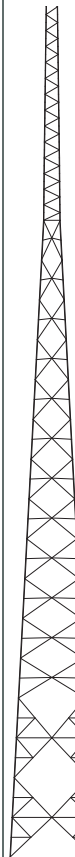
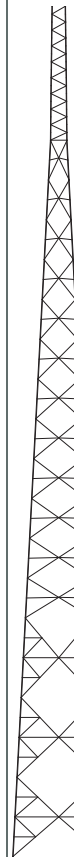
\*Assumptions: Projected areas (PA) shown are bare; a 1.5 multiplier used for iced area; loads centrally located and balanced at tower top; considers step-pegs, safety cable, and one 1/2" tx line per 10 sq.ft.; "-" indicates tower failure.  
\*Round antennas include omnis, dipoles, dishes with radomes, etc. Antennas where wind hits a round surface. Flat Antennas include flat panels, dishes without radomes and cameras, where wind hits a flat surface.

## Common Accessories

Accessory:	M110	M210	M310	M410	M510		
<b>Cable Safety Climb Kits</b> <i>no slider</i>	4.99.0495.200 <b>\$1,330</b>	4.99.0495.200 <b>\$1,330</b>	4.99.0495.200 <b>\$1,330</b>	4.99.0495.200 <b>\$1,330</b>	4.99.0495.200 <b>\$1,330</b>		
<b>Step-Bolt Kit</b> <i>leg mounted</i>	4.630.S110.194 <b>\$4,417</b>	4.630.S210.194 <b>\$4,493</b>	4.630.S310.194 <b>\$4,570</b>	4.630.S410.194 <b>\$4,647</b>	4.630.S510.194 <b>\$4,723</b>		
<b>Anti-Climb Shield Kits</b>	4.630.0001.213 <b>\$1,673.00</b>	4.630.0001.213 <b>\$1,673.00</b>	4.630.0001.213 <b>\$1,673.00</b>	4.630.0001.213 <b>\$1,673.00</b>	4.630.0001.213 <b>\$1,673.00</b>		
<b>Tower Grounding Kit</b> <i>basic, three leg</i>	4.91.0103.003 <b>\$1,296.00</b>	4.91.0103.003 <b>\$1,296.00</b>	4.91.0103.003 <b>\$1,296.00</b>	4.91.0103.003 <b>\$1,296.00</b>	4.91.0103.003 <b>\$1,296.00</b>		

# 203' Towers



Model Designation:		M200	M300	M400	M500			
Part Number:		5.630.0219.203	5.630.0319.203	5.630.0419.203	5.630.0519.203			
								
Allowable antenna area in ft <sup>2</sup> *	CSA Class 1 350/450/550 Pa Wind 25mm ice	Round: 44/14/0 Flat: 29/9/0	Round: 88/30/0 Flat: 59/20/0	Round: 124/52/0 Flat: 83/35/0	Round: 200/100/0 Flat: 133/67/0			
	CSA Class 3 350/450/550 Pa Wind 25mm ice	Round: 64/42/18 Flat: 43/28/12	Round: 140/78/36 Flat: 93/52/24	Round: 168/120/58 Flat: 112/80/39	Round: 306/188/108 Flat: 204/125/72			
Suggested List Price		<b>\$36,293</b>	<b>\$40,338</b>	<b>\$45,573</b>	<b>\$53,359</b>			
Shipping Dimensions (L"xW"xH")		9 Bundles: 19"x10"x8" 12 Bundles: 19"x15"x8" 6 Bundle: 19"x18"x8" 6 Crate: 76"x25"x15"	10 Bundles: 19"x10"x8" 13 Bundles: 19"x15"x8" 7 Bundle: 19"x18"x8" 7 Crate: 76"x25"x15"	11 Bundles: 19"x10"x8" 14 Bundles: 19"x15"x8" 8 Bundle: 19"x18"x8" 8 Crate: 76"x25"x15"	12 Bundles: 19"x10"x8" 15 Bundles: 19"x15"x8" 9 Bundle: 19"x18"x8" 9 Crate: 76"x25"x15"			
Shipping Weight (lbs)		14200	16500	18700	21600			

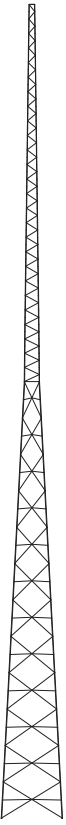
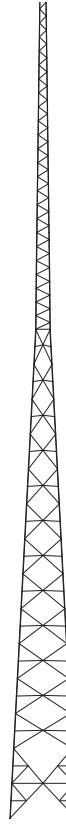

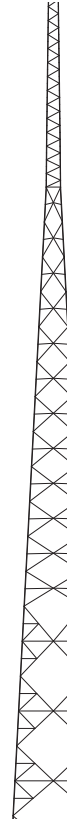

\*Assumptions: Projected areas (PA) shown are bare; a 1.5 multiplier used for iced area; loads centrally located and balanced at tower top; considers step-pegs, safety cable, and one 1/2" tx line per 10 sq.ft.; "--" indicates tower failure.  
\*Round antennas include omnis, dipoles, dishes with radomes, etc. Antennas where wind hits a round surface. Flat Antennas include flat panels, dishes without radomes and cameras, where wind hits a flat surface.

## Common Accessories

Accessory:	M200	M300	M400	M500			
<b>Cable Safety Climb Kits</b> <i>no slider</i>	4.99.0495.250 <b>\$1,448</b>	4.99.0495.250 <b>\$1,448</b>	4.99.0495.250 <b>\$1,448</b>	4.99.0495.250 <b>\$1,448</b>			
<b>Step-Bolt Kit</b> <i>leg mounted</i>	4.630.S200.203 <b>\$4,555</b>	4.630.S300.203 <b>\$4,632</b>	4.630.S400.203 <b>\$4,708</b>	4.630.S500.203 <b>\$4,785</b>			
<b>Anti-Climb Shield Kits</b>	4.630.0001.213 <b>\$1,673.00</b>	4.630.0001.213 <b>\$1,673.00</b>	4.630.0001.213 <b>\$1,673.00</b>	4.630.0001.213 <b>\$1,673.00</b>			
<b>Tower Grounding Kit</b> <i>basic, three leg</i>	4.91.0103.003 <b>\$1,296.00</b>	4.91.0103.003 <b>\$1,296.00</b>	4.91.0103.003 <b>\$1,296.00</b>	4.91.0103.003 <b>\$1,296.00</b>			





Model Designation:		M110	M210	M310	M410	M510		
Part Number:		5.630.0110.213	5.630.0210.213	5.630.0310.213	5.630.0410.213	5.630.0510.213		
								
Allowable antenna area in ft <sup>2</sup> *	CSA Class 1 350/450/550 Pa Wind 25mm ice	Round: 28/8/0 Flat: 19/5/0	Round: 64/22/0 Flat: 43/15/0	Round: 106/42/0 Flat: 71/B/0	Round: 134/70/0 Flat: 89/47/0	Round: 234/46/0 Flat: 156/31/0		
	CSA Class 3 350/450/550 Pa Wind 25mm ice	Round: 44/26/12 Flat: 29/17/8	Round: 94/56/28 Flat: 63/37/19	Round: 162/98/46 Flat: 108/65/31	Round: 174/130/78 Flat: 116/87/52	Round: 330/220/52 Flat: 220/147/35		
Suggested List Price		<b>\$34,973</b>	<b>\$38,687</b>	<b>\$43,752</b>	<b>\$50,500</b>	<b>\$55,834</b>		
Shipping Dimensions (L"xW"xH")		4 Bundles: 19"x10"x8" 7 Bundles: 19"x15"x8" 1 Bundle: 19"x18"x8" 1 Crate: 76"x25"x15"	5 Bundles: 19"x10"x8" 8 Bundles: 19"x15"x8" 2 Bundle: 19"x18"x8" 2 Crate: 76"x25"x15"	6 Bundles: 19"x10"x8" 9 Bundles: 19"x15"x8" 3 Bundle: 19"x18"x8" 3 Crate: 76"x25"x15"	7 Bundles: 19"x10"x8" 10 Bundles: 19"x15"x8" 3 Bundle: 19"x18"x8" 4 Bundle: 19"x18"x8" 4 Crate: 76"x25"x15"	8 Bundles: 19"x10"x8" 11 Bundles: 19"x15"x8" 5 Bundle: 19"x18"x8" 5 Crate: 76"x25"x15"		
Shipping Weight (lbs)		14600	16900	19200	22100	25000		

\*Assumptions: Projected areas (PA) shown are bare; a 1.5 multiplier used for iced area; loads centrally located and balanced at tower top; considers step-pegs, safety cable, and one 1/2" tx line per 10 sq.ft.; "-" indicates tower failure.  
 \*Round antennas include omnis, dipoles, dishes with radomes, etc. Antennas where wind hits a round surface. Flat Antennas include flat panels, dishes without radomes and cameras, where wind hits a flat surface.

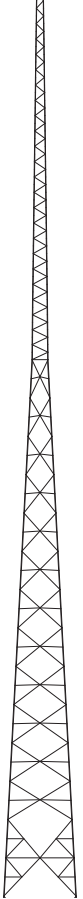

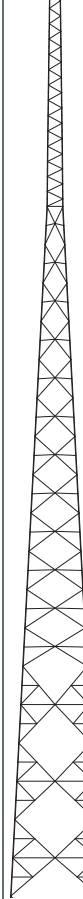
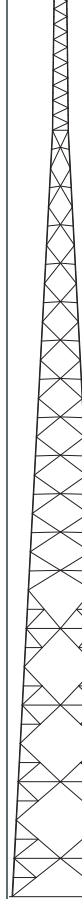
## Common Accessories

Accessory:	M110	M210	M310	M410	M510		
<b>Cable Safety Climb Kits</b> <i>no slider</i>	4.99.0495.250 <b>\$1,448</b>	4.99.0495.250 <b>\$1,448</b>	4.99.0495.250 <b>\$1,448</b>	4.99.0495.250 <b>\$1,448</b>	4.99.0495.250 <b>\$1,448</b>		
<b>Step-Bolt Kit</b> <i>leg mounted</i>	4.630.S110.213 <b>\$4,818</b>	4.630.S210.213 <b>\$4,897</b>	4.630.S310.213 <b>\$4,975</b>	4.630.S410.213 <b>\$5,053</b>	4.630.S510.213 <b>\$5,132</b>		
<b>Anti-Climb Shield Kits</b>	4.630.0001.213 <b>\$1,673.00</b>	4.630.0001.213 <b>\$1,673.00</b>	4.630.0001.213 <b>\$1,673.00</b>	4.630.0001.213 <b>\$1,673.00</b>	4.630.0001.213 <b>\$1,673.00</b>		
<b>Tower Grounding Kit</b> <i>basic, three leg</i>	4.91.0103.003 <b>\$1,296.00</b>	4.91.0103.003 <b>\$1,296.00</b>	4.91.0103.003 <b>\$1,296.00</b>	4.91.0103.003 <b>\$1,296.00</b>	4.91.0103.003 <b>\$1,296.00</b>		



# 222' Towers



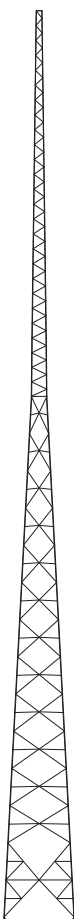
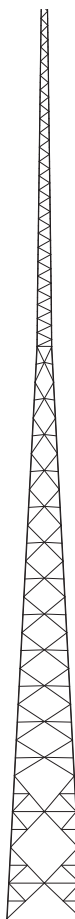
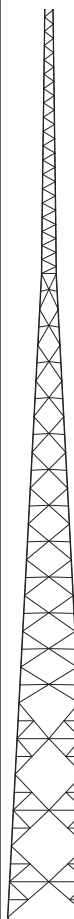
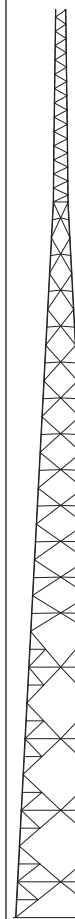
Model Designation:		M200	M300	M400	M500			
Part Number:		5.630.0219.222	5.630.0319.222	5.630.0419.222	5.630.0519.222			
								
		#2	#3	#4	#5			
		#3	#4	#5	#6			
		#4	#5	#6	#7			
		#5	#6	#7	#8			
		#6	#7	#8	#9			
		#7	#8	#9	#10			
		#8	#9	#10	#11			
		#9	#10	#11	#12			
		#10	#11	#12	#13			
		#11	#12	#13	#14			
		#12	#13	#14	#15			
		#13	#14	#15	#16			
Allowable antenna area in ft <sup>2</sup> *	CSA Class 1 350/450/550 Pa Wind 25mm ice	Round: 44/14/0 Flat: 29/9/0	Round: 80/30/0 Flat: 53/20/0	Round: 122/50/0 Flat: 81/33/0	Round: 190/46/0 Flat: 127/31/0			
	CSA Class 3 350/450/550 Pa Wind 25mm ice	Round: 62/40/14 Flat: 41/27/9	Round: 138/72/30 Flat: 92/48/20	Round: 164/116/52 Flat: 109/77/35	Round: 296/178/52 Flat: 197/119/35			
Suggested List Price		<b>\$40,045</b>	<b>\$44,167</b>	<b>\$50,834</b>	<b>\$56,000</b>			
Shipping Dimensions (L"xW"xH")		8 Bundles: 19'x10'x8" 12 Bundles: 19'x15'x8" 5 Bundle: 19'x18'x8" 5 Crate: 76'x25'x15"	9 Bundles: 19'x10'x8" 13 Bundles: 19'x15'x8" 6 Bundle: 19'x18'x8" 6 Crate: 76'x25'x15"	10 Bundles: 19'x10'x8" 14 Bundles: 19'x15'x8" 7 Bundle: 19'x18'x8" 7 Crate: 76'x25'x15"	11 Bundles: 19'x10'x8" 15 Bundles: 19'x15'x8" 8 Bundle: 19'x18'x8" 8 Crate: 76'x25'x15"			
Shipping Weight (lbs)		17000	19400	22400	25400			

\*Assumptions: Projected areas (PA) shown are bare; a 1.5 multiplier used for iced area; loads centrally located and balanced at tower top; considers step-pegs, safety cable, and one 1/2" tx line per 10 sq.ft.; "--" indicates tower failure.  
 \*Round antennas include omnis, dipoles, dishes with radomes, etc. Antennas where wind hits a round surface. Flat Antennas include flat panels, dishes without radomes and cameras, where wind hits a flat surface.

## Common Accessories

Accessory:	M200	M300	M400	M500			
<b>Cable Safety Climb Kits</b> <i>no slider</i>	4.99.0495.250 <b>\$1,448</b>	4.99.0495.250 <b>\$1,448</b>	4.99.0495.250 <b>\$1,448</b>	4.99.0495.250 <b>\$1,448</b>			
<b>Step-Bolt Kit</b> <i>leg mounted</i>	4.630.5200.222 <b>\$4,963</b>	4.630.5300.222 <b>\$5,043</b>	4.630.5400.222 <b>\$5,123</b>	4.630.5500.222 <b>\$5,203</b>			
<b>Anti-Climb Shield Kits</b>	4.630.0001.213 <b>\$1,673.00</b>	4.630.0001.213 <b>\$1,673.00</b>	4.630.0001.213 <b>\$1,673.00</b>	4.630.0001.213 <b>\$1,673.00</b>			



Model Designation:		M110	M210	M310	M410			
Part Number:		5.630.0110.232	5.630.0210.232	5.630.0310.232	5.630.0410.232			
								
		#1	#2	#3	#4			
		#2	#3	#4	#5			
		#3	#4	#5	#6			
		#4	#5	#6	#7			
		#5	#6	#7	#8			
		#6	#7	#8	#9			
		#7	#8	#9	#10			
		#8	#9	#10	#11			
		#9	#10	#11	#12			
		#10	#11	#12	#13			
		#11	#12	#13	#14			
		#12	#13	#14	#15			
		#13	#14	#15	#16			
Allowable antenna area in ft <sup>2</sup> *	CSA Class 1 350/450/550 Pa Wind 25mm ice	Round: 26/2/0 Flat: 17/1/0	Round: 56/14/0 Flat: 37/9/0	Round: 100/36/0 Flat: 67/24/0	Round: 130/46/0 Flat: 87/31/0			
	CSA Class 3 350/450/550 Pa Wind 25mm ice	Round: 42/24/6 Flat: 28/16/4	Round: 92/52/20 Flat: 51/35/13	Round: 158/90/42 Flat: 105/60/28	Round: 170/126/70 Flat: 3/84/47			
Suggested List Price		<b>\$38,328</b>	<b>\$42,147</b>	<b>\$49,659</b>	<b>\$56,171</b>			
Shipping Dimensions (L"xW"xH")		4 Bundles: 19"x10"x8" 8 Bundles: 19"x15"x8" 1 Bundle: 19"x18"x8" 1 Crate: 76"x25"x15"	5 Bundles: 19"x10"x8" 9 Bundles: 19"x15"x8" 2 Bundle: 19"x18"x8" 2 Crate: 76"x25"x15"	6 Bundles: 19"x10"x8" 10 Bundles: 19"x15"x8" 3 Bundle: 19"x18"x8" 3 Crate: 76"x25"x15"	7 Bundles: 19"x10"x8" 11 Bundles: 19"x15"x8" 4 Bundle: 19"x18"x8" 4 Crate: 76"x25"x15"			
Shipping Weight (lbs)		17200	19600	22550	25700			

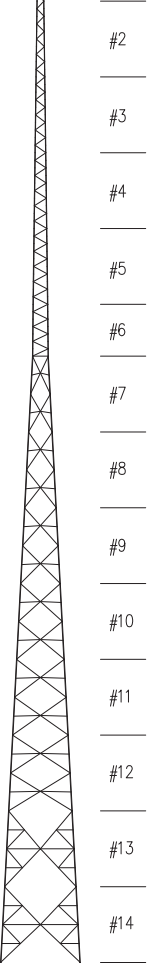

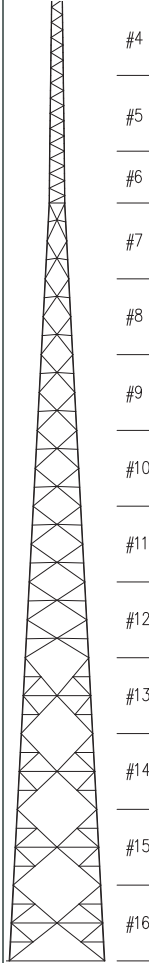
\*Assumptions: Projected areas (PA) shown are bare; a 1.5 multiplier used for iced area; loads centrally located and balanced at tower top; considers step-pegs, safety cable, and one 1/2" tx line per 10 sq.ft.; "-" indicates tower failure.  
\*Round antennas include omnis, dipoles, dishes with radomes, etc. Antennas where wind hits a round surface. Flat Antennas include flat panels, dishes without radomes and cameras, where wind hits a flat surface.

## Common Accessories

Accessory:	M110	M210	M310	M410			
<b>Cable Safety Climb Kits</b> <i>no slider</i>	4.99.0495.250 <b>\$1,448</b>	4.99.0495.250 <b>\$1,448</b>	4.99.0495.250 <b>\$1,448</b>	4.99.0495.250 <b>\$1,448</b>			
<b>Step-Bolt Kit</b> <i>leg mounted</i>	4.630.5110.232 <b>\$5,230</b>	4.630.5210.232 <b>\$5,313</b>	4.630.5310.232 <b>\$5,397</b>	4.630.5410.232 <b>\$5,480</b>			
<b>Anti-Climb Shield Kits</b>	4.630.0001.213 <b>\$1,673.00</b>	4.630.0001.213 <b>\$1,673.00</b>	4.630.0001.213 <b>\$1,673.00</b>	4.630.0001.213 <b>\$1,673.00</b>			

# 241' Towers



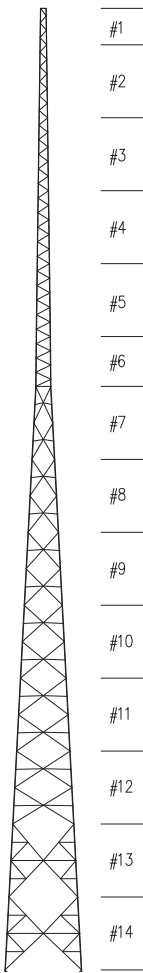
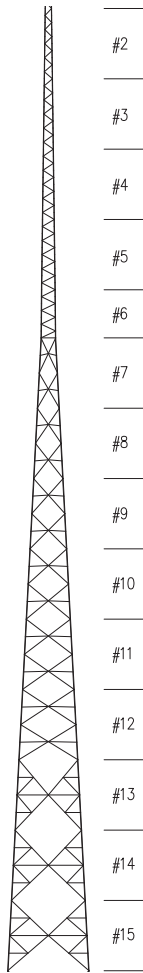
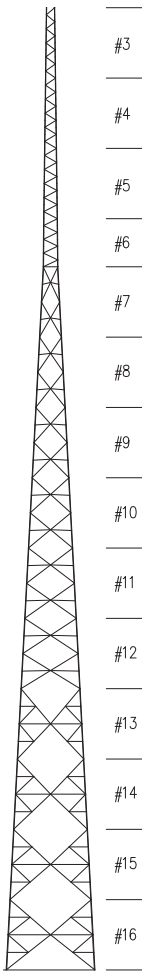
Model Designation:		M200	M300	M400				
Part Number:		5.630.0219.241	5.630.0319.241	5.630.0419.241				
								
		#2	#3	#4				
		#3	#4	#5				
		#4	#5	#6				
		#5	#6	#7				
		#6	#7	#8				
		#7	#8	#9				
		#8	#9	#10				
		#9	#10	#11				
		#10	#11	#12				
		#11	#12	#13				
		#12	#13	#14				
		#13	#14	#15				
		#14	#15	#16				
Allowable antenna area in ft <sup>2</sup> *	CSA Class 1 350/450/550 Pa Wind 25mm ice	Round: 42/8/0 Flat: 28/5/0	Round: 72/24/0 Flat: 48/16/0	Round: 118/46/0 Flat: 79/31/0				
	CSA Class 3 350/450/550 Pa Wind 25mm ice	Round: 60/38/14 Flat: 40/25/9	Round: 134/64/30 Flat: 89/43/20	Round: 160/110/50 Flat: 107/73/33				
Suggested List Price		<b>\$25,462</b>	<b>\$30,037</b>	<b>\$34,100</b>				
Shipping Dimensions (L"xW"xH")		4 Bundles: 19"x10"x8" 9 Bundles: 19"x15"x8" 1 Bundle: 19"x18"x8" 1 Crate: 76"x25"x15"	4 Bundles: 19"x10"x8" 9 Bundles: 19"x15"x8" 1 Bundle: 19"x18"x8" 1 Crate: 76"x25"x15"	4 Bundles: 19"x10"x8" 9 Bundles: 19"x15"x8" 1 Bundle: 19"x18"x8" 1 Crate: 76"x25"x15"				
Shipping Weight (lbs)		19700	22800	25900				

\*Assumptions: Projected areas (PA) shown are bare; a 1.5 multiplier used for iced area; loads centrally located and balanced at tower top; considers step-pegs, safety cable, and one 1/2" tx line per 10 sq.ft.; "-" indicates tower failure.  
 \*Round antennas include omnis, dipoles, dishes with radomes, etc. Antennas where wind hits a round surface. Flat Antennas include flat panels, dishes without radomes and cameras, where wind hits a flat surface.

## Common Accessories

Accessory	M100	M200	M300				
<b>Cable Safety Climb Kits</b> <i>no slider</i>	4.99.0495.250 <b>\$1,448</b>	4.99.0495.250 <b>\$1,448</b>	4.99.0495.250 <b>\$1,448</b>				
<b>Step-Bolt Kit</b> <i>leg mounted</i>	4.630.S200.241 <b>\$5,430</b>	4.630.S300.241 <b>\$5,513</b>	4.630.S400.241 <b>\$5,597</b>				



Model Designation:		M110	M210	M310				
Part Number		5.630.0110.251	5.630.0210.251	5.630.0310.251				
								
		#1	#2	#3				
		#2	#3	#4				
		#3	#4	#5				
		#4	#5	#6				
		#5	#6	#7				
		#6	#7	#8				
		#7	#8	#9				
		#8	#9	#10				
		#9	#10	#11				
		#10	#11	#12				
		#11	#12	#13				
		#12	#13	#14				
		#13	#14	#15				
		#14	#15	#16				
Allowable antenna area in ft <sup>2</sup> *	CSA Class 1 350/450/550 Pa Wind 25mm ice	Round: 24/0/0 Flat: 16/0/0	Round: 52/14/0 Flat: 35/9/0	Round: 92/30/0 Flat: 61/20/0				
	CSA Class 3 350/450/550 Pa Wind 25mm ice	Round: 42/22/0 Flat: 28/15/0	Round: 90/50/14 Flat: 60/33/9	Round: 154/82/36 Flat: 103/55/24				
Suggested List Price		\$41,833	\$49,861	\$57,553				
Shipping Dimensions (L"xW"xH")		4 Bundles: 19"x10"x8" 9 Bundles: 19"x15"x8" 1 Bundle: 19"x18"x8" 1 Crate: 76"x25"x15"	4 Bundles: 19"x10"x8" 9 Bundles: 19"x15"x8" 1 Bundle: 19"x18"x8" 1 Crate: 76"x25"x15"	4 Bundles: 19"x10"x8" 9 Bundles: 19"x15"x8" 1 Bundle: 19"x18"x8" 1 Crate: 76"x25"x15"				
Shipping Weight (lbs)		19900	23000	26100				

\*Assumptions: Projected areas (PA) shown are bare; a 1.5 multiplier used for iced area; loads centrally located and balanced at tower top; considers step-pegs, safety cable, and one 1/2" tx line per 10 sq.ft.; "-" indicates tower failure.  
 \*Round antennas include omnis, dipoles, dishes with radomes, etc. Antennas where wind hits a round surface. Flat Antennas include flat panels, dishes without radomes and cameras, where wind hits a flat surface.

## Common Accessories

Accessory	M110	M210	M310				
<b>Cable Safety Climb Kits</b> <i>no slider</i>	4.99.0495.250 <b>\$1,448</b>	4.99.0495.250 <b>\$1,448</b>	4.99.0495.250 <b>\$1,448</b>				
<b>Step-Bolt Kit</b> <i>leg mounted</i>	4.630.S110.251 <b>\$5,632</b>	4.630.S210.251 <b>\$5,715</b>	4.630.S310.251 <b>\$5,798</b>				

# Accessories



Description:	Beacon Light Kit/Strobe Kit	Cable Safety Climb Kits	Cluster Antenna Mounts
Part Number	Varies	Varies	Varies
List Price	<b>Varies</b>	<b>Varies</b>	<b>Varies</b>
	<p>Beacon Light Kit Strobe Kit</p>		<p>6-cluster Antenna Mount</p>

Description:	Step-Bolt Climbing Kits	P.E. Stamped Drawings	Factory Painted Towers - Orange & White, Water-Based
Part Number	Varies	Varies	Varies
List Price	<b>Varies</b>	<b>Varies</b>	<b>Varies</b>

Description:	Tower Grounding Kit	Heavy Stand-Off Mounts	Lightning Rod
Part Number	4.91.0103.003	Varies	4.90.0200.C05
List Price	<b>\$1,296.00</b>	<b>Varies</b>	<b>\$91.00</b>
			<p>COPPERLOID LIGHTNING ROD TOP OF TOWER</p>

This image shows a single sheet of white paper with horizontal ruling lines. The lines are evenly spaced and run across the width of the page. There are no margins, text, or other markings on the paper.